

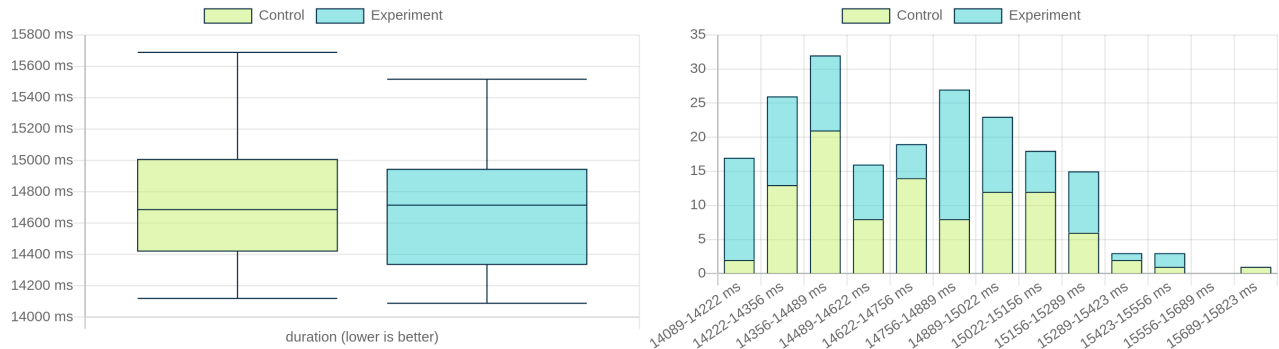
Boxplot & Frequency Results

TracerBench on HeadlessChrome/120.0.6099.109



duration (No/Borderline Difference)

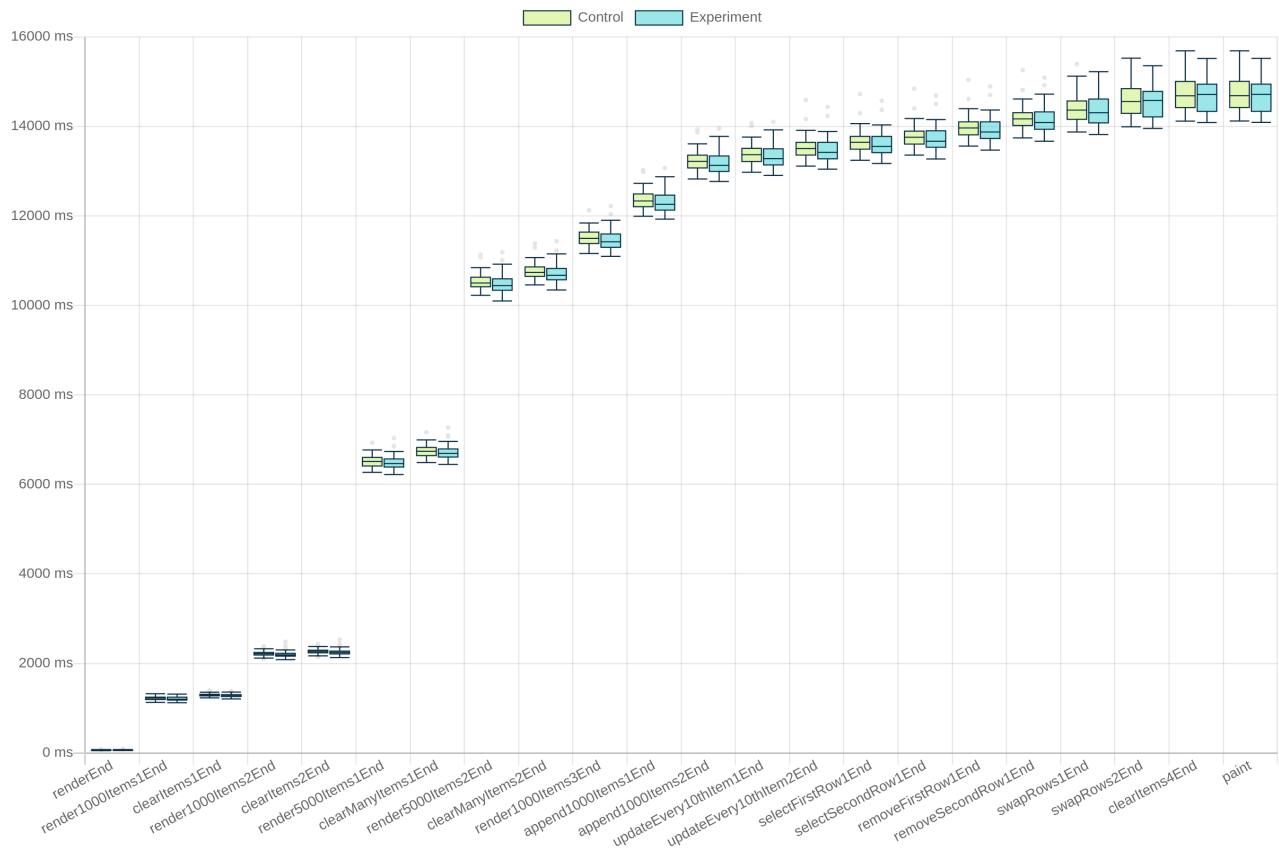
Based on the P-value of this benchmark the evidence for a metric shift is **weak**. TracerBench has determined the results are **not significant**.



Cumulative sub-phases of duration

The chart below shows the finish times (a point in the page load duration) of the sub-phases for experiment and control. It gives a high level view on what changed (if any).

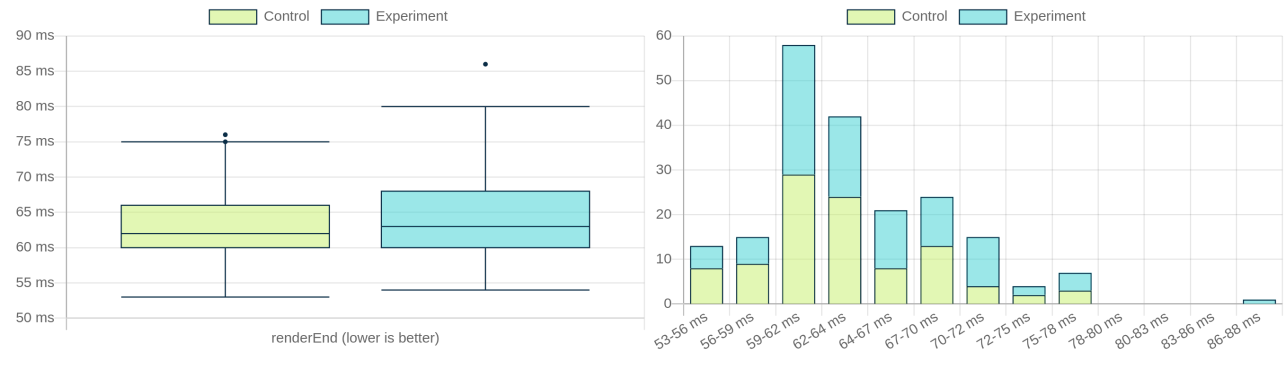
You can view more details about the sub-phases in the section below "Isolated sub-phases of duration".



Isolated sub-phases of duration

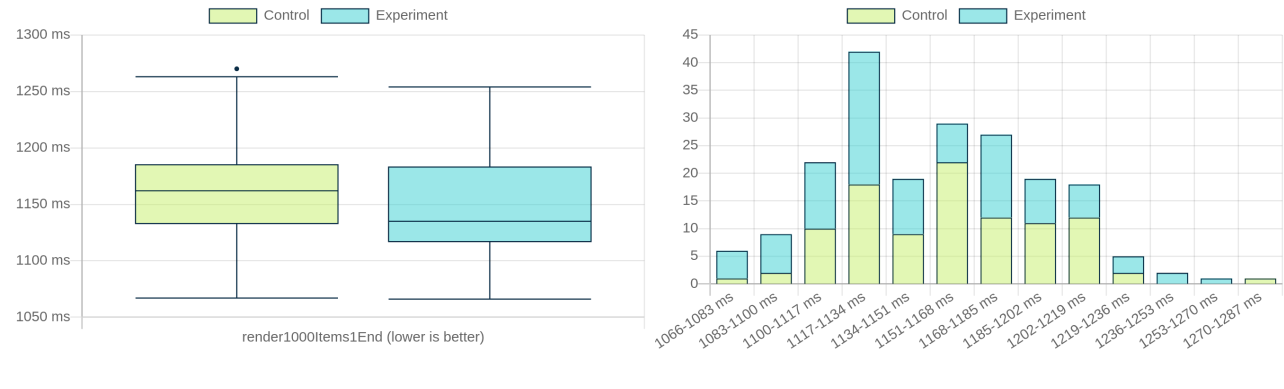
renderEnd (No/Borderline Difference)

Based on the P-value of this benchmark the evidence for a metric shift is **strong**. TracerBench has determined the results are **not significant**.



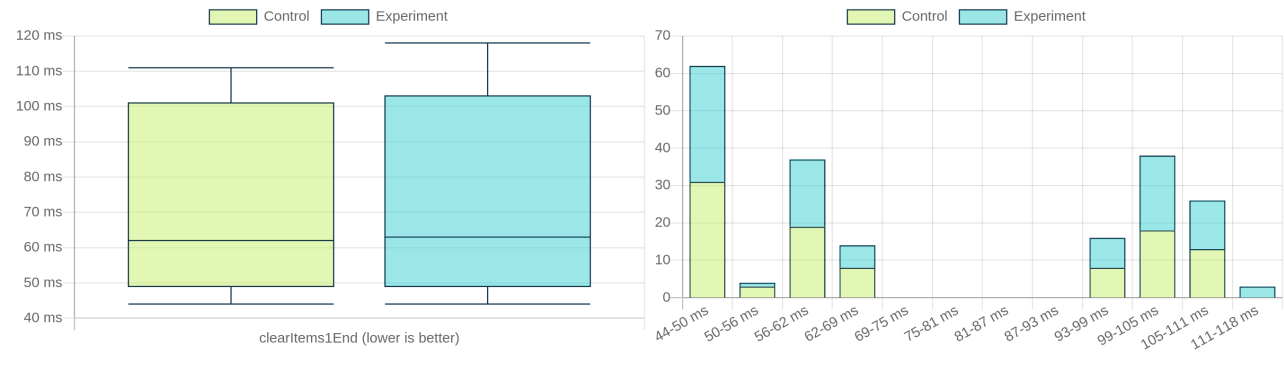
render1000Items1End (16 ms faster)

Based on the P-value of this benchmark the evidence for a metric shift is **very strong**. TracerBench has determined the results are **significant** meaning they are worth looking at. A statistics estimator (*Hodges-Lehmann estimator*) was used to determine "Experiment" is **faster by 16 ms**. TracerBench is 95% confident "Experiment" is **faster between 1 ms to 24 ms** based on 100 samples using a (*confidence interval*).



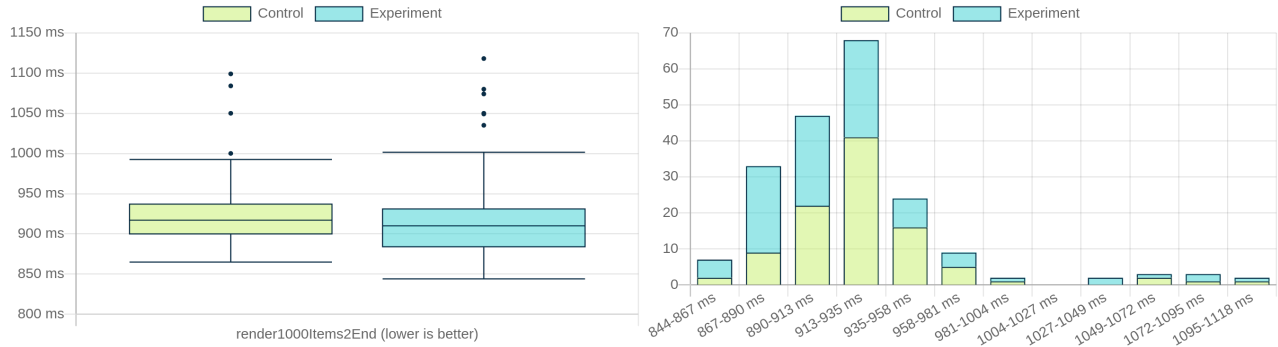
clearItems1End (No/Borderline Difference)

Based on the P-value of this benchmark the evidence for a metric shift is **weak**. TracerBench has determined the results are **not significant**.



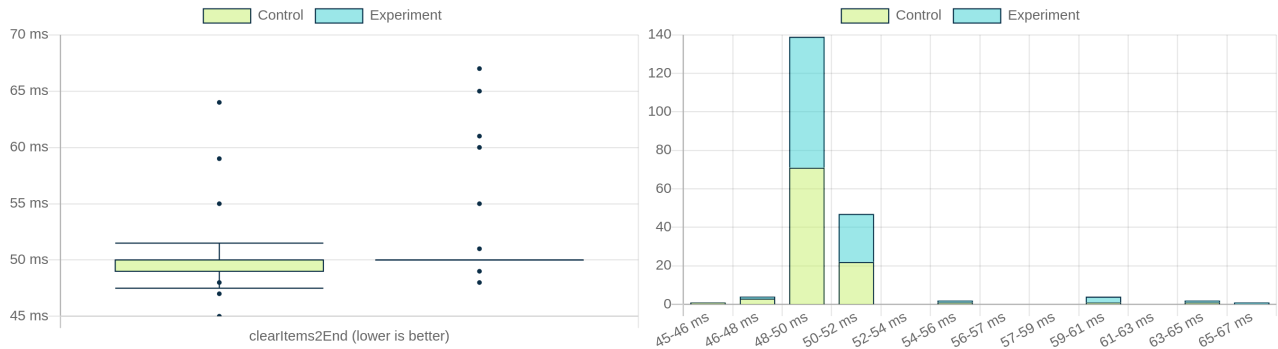
render1000Items2End (15 ms faster)

Based on the P-value of this benchmark the evidence for a metric shift is **very strong**. TracerBench has determined the results are **significant** meaning they are worth looking at. A statistics estimator (*Hodges-Lehmann estimator*) was used to determine "Experiment" is **faster by 15 ms**. TracerBench is 95% confident "Experiment" is **faster between 2 ms to 19 ms** based on 100 samples using a (*confidence interval*).



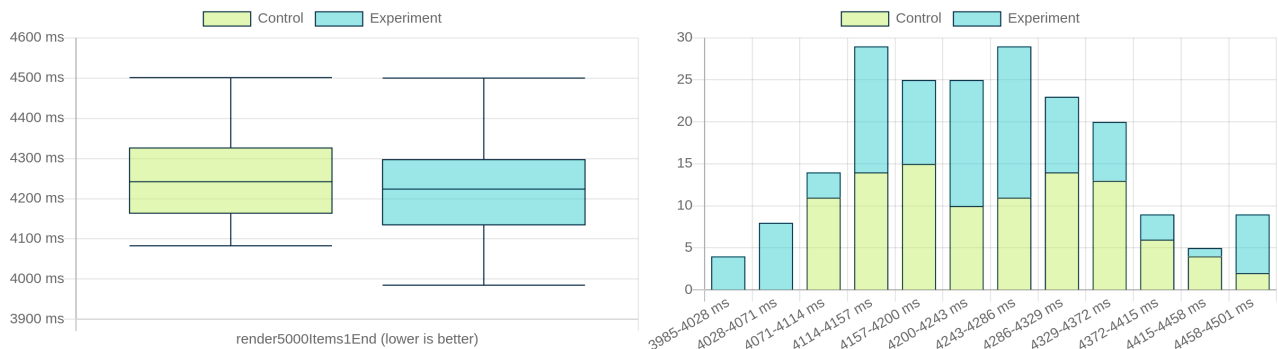
clearItems2End (No/Borderline Difference)

Based on the P-value of this benchmark the evidence for a metric shift is **weak**. TracerBench has determined the results are **not significant**.



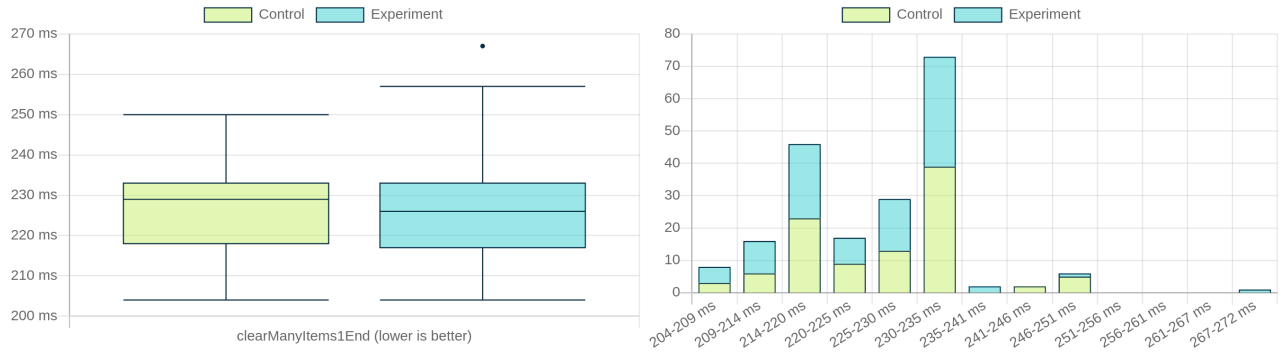
render5000Items1End (No/Borderline Difference)

Based on the P-value of this benchmark the evidence for a metric shift is **weak**. TracerBench has determined the results are **not significant**.



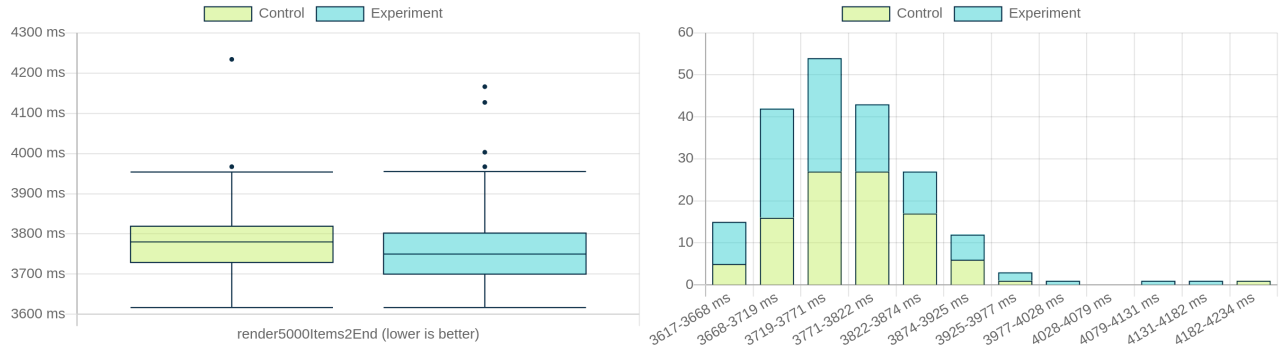
clearManyItems1End (No/Borderline Difference)

Based on the P-value of this benchmark the evidence for a metric shift is **weak**. TracerBench has determined the results are **not significant**.



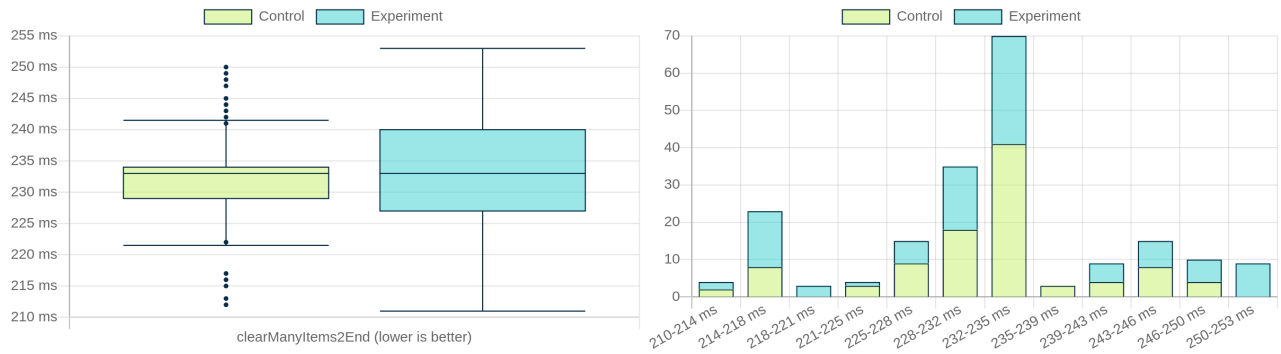
render5000Items2End (23 ms faster)

Based on the P-value of this benchmark the evidence for a metric shift is **very strong**. TracerBench has determined the results are **significant** meaning they are worth looking at. A statistics estimator (*Hodges-Lehmann estimator*) was used to determine "Experiment" is **faster** by **23 ms**. TracerBench is 95% confident "Experiment" is **faster** between **1 ms to 45 ms** based on 100 samples using a (*confidence interval*).



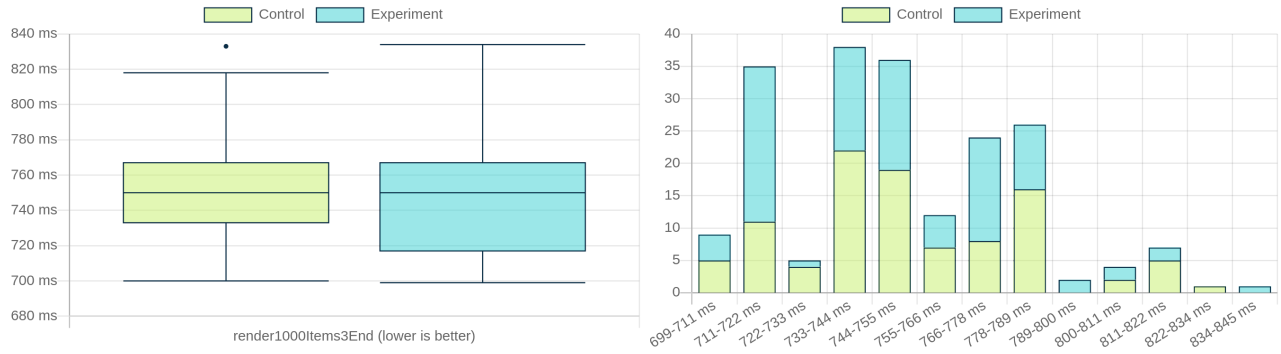
clearManyItems2End (No/Borderline Difference)

Based on the P-value of this benchmark the evidence for a metric shift is **weak**. TracerBench has determined the results are **not significant**.



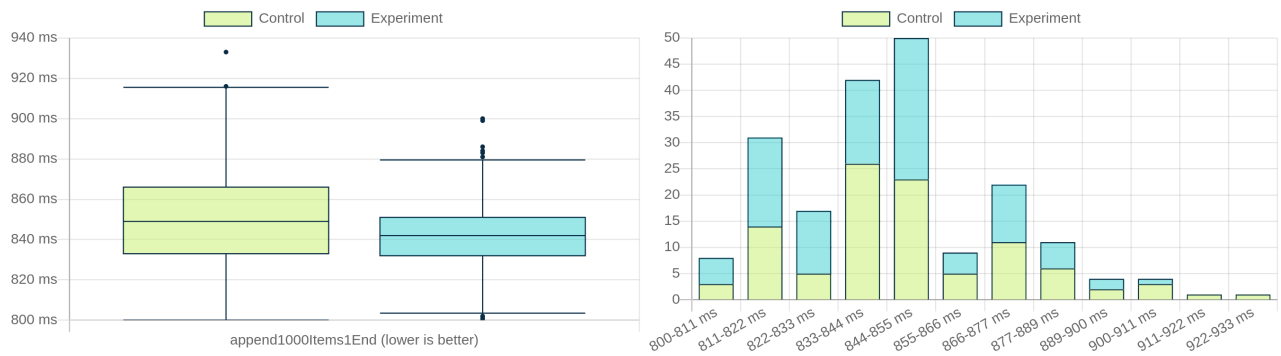
render1000Items3End (No/Borderline Difference)

Based on the P-value of this benchmark the evidence for a metric shift is **weak**. TracerBench has determined the results are **not significant**.



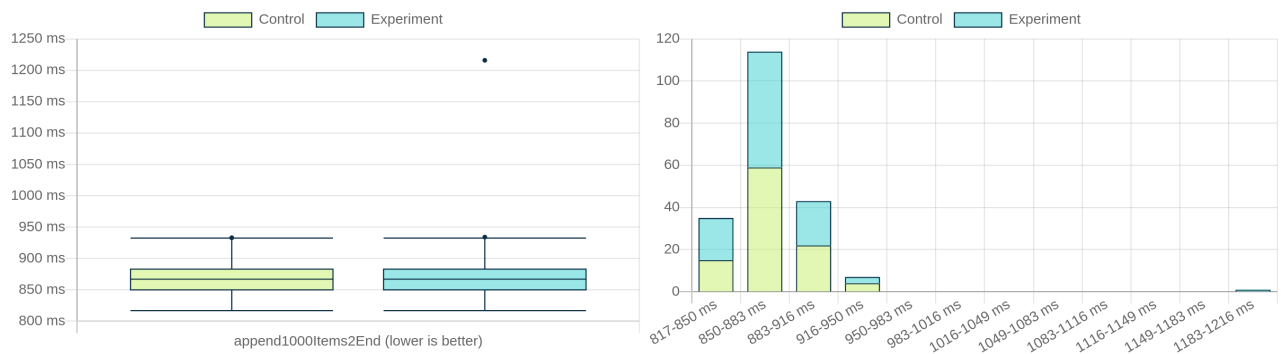
append1000Items1End (No/Borderline Difference)

Based on the P-value of this benchmark the evidence for a metric shift is **weak**. TracerBench has determined the results are **not significant**.



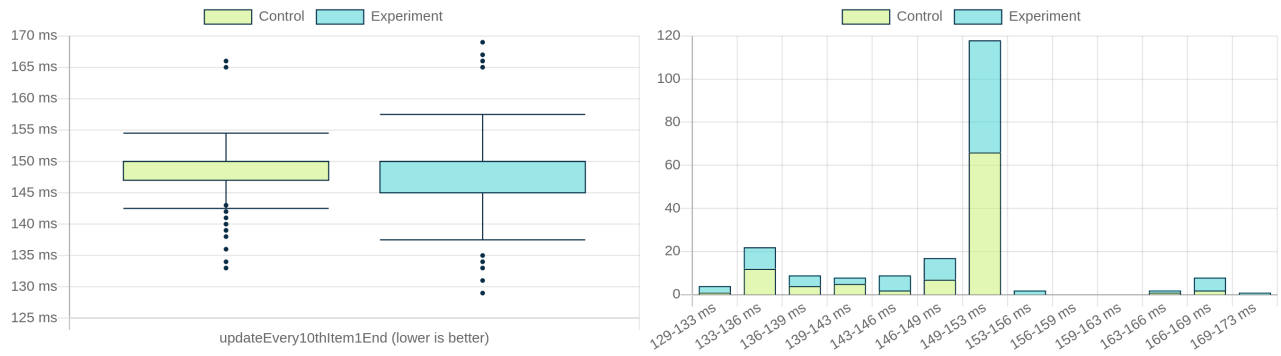
append1000Items2End (No/Borderline Difference)

Based on the P-value of this benchmark the evidence for a metric shift is **weak**. TracerBench has determined the results are **not significant**.



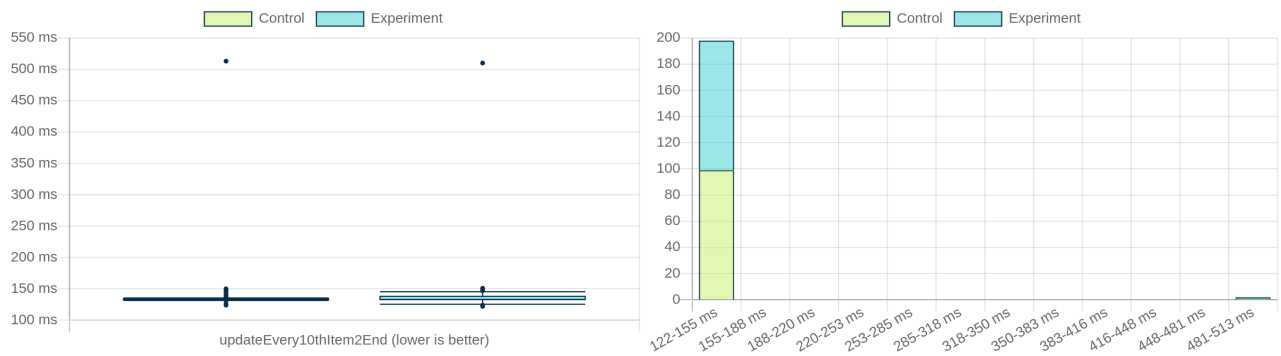
updateEvery10thItem1End (No/Borderline Difference)

Based on the P-value of this benchmark the evidence for a metric shift is **weak**. TracerBench has determined the results are **not significant**.



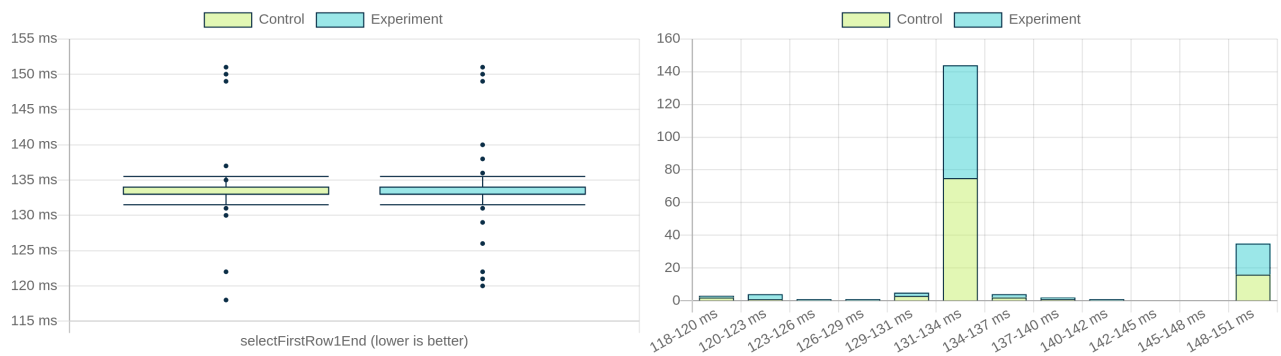
updateEvery10thItem2End (No/Borderline Difference)

Based on the P-value of this benchmark the evidence for a metric shift is **weak**. TracerBench has determined the results are **not significant**.



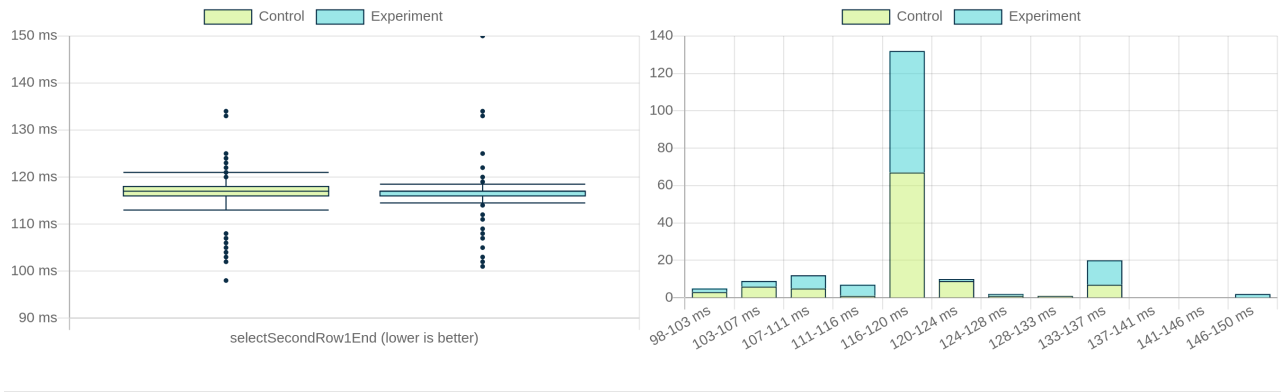
selectFirstRow1End (No/Borderline Difference)

Based on the P-value of this benchmark the evidence for a metric shift is **weak**. TracerBench has determined the results are **not significant**.



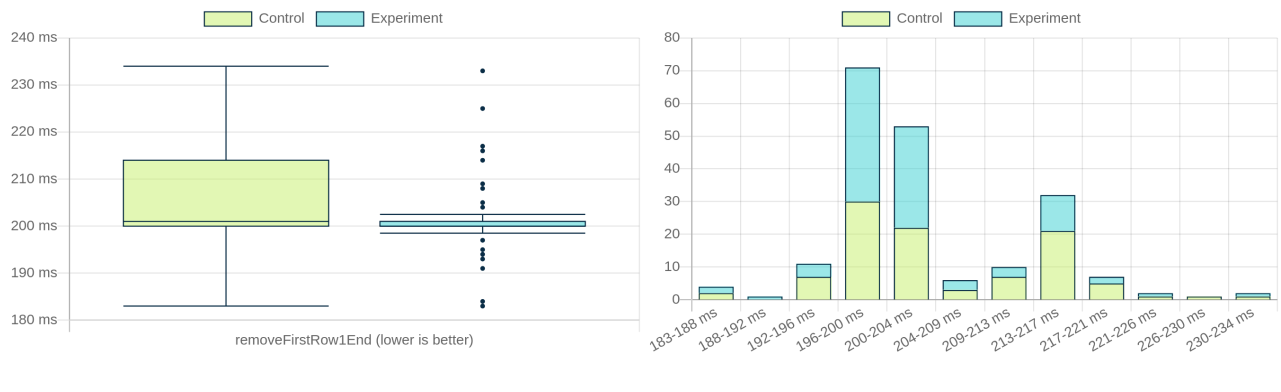
selectSecondRow1End (No/Borderline Difference)

Based on the P-value of this benchmark the evidence for a metric shift is **weak**. TracerBench has determined the results are **not significant**.



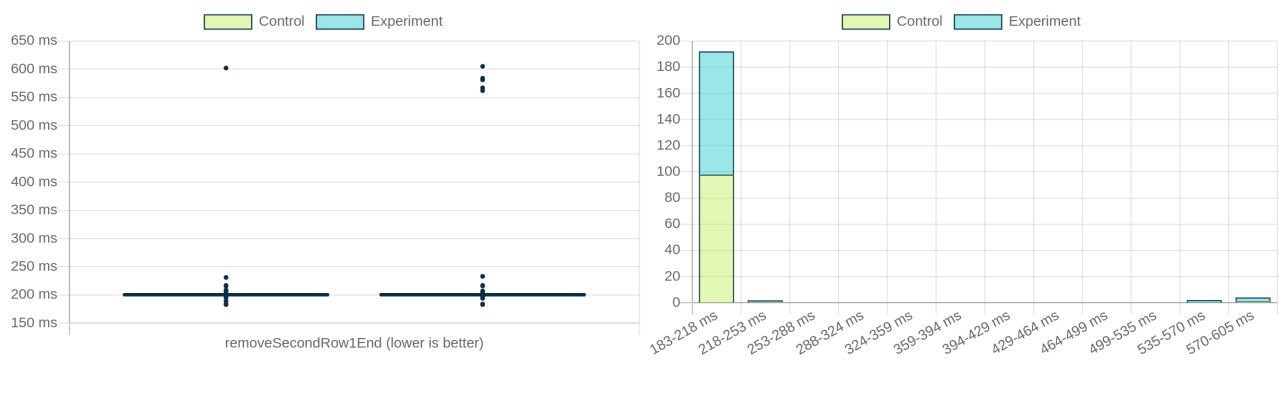
removeFirstRow1End (No/Borderline Difference)

Based on the P-value of this benchmark the evidence for a metric shift is **strong**. TracerBench has determined the results are **not significant**.



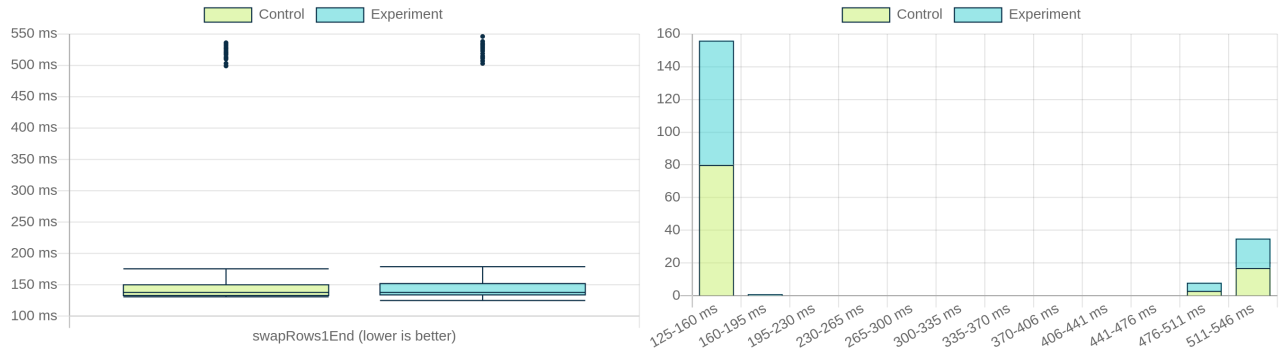
removeSecondRow1End (No/Borderline Difference)

Based on the P-value of this benchmark the evidence for a metric shift is **weak**. TracerBench has determined the results are **not significant**.



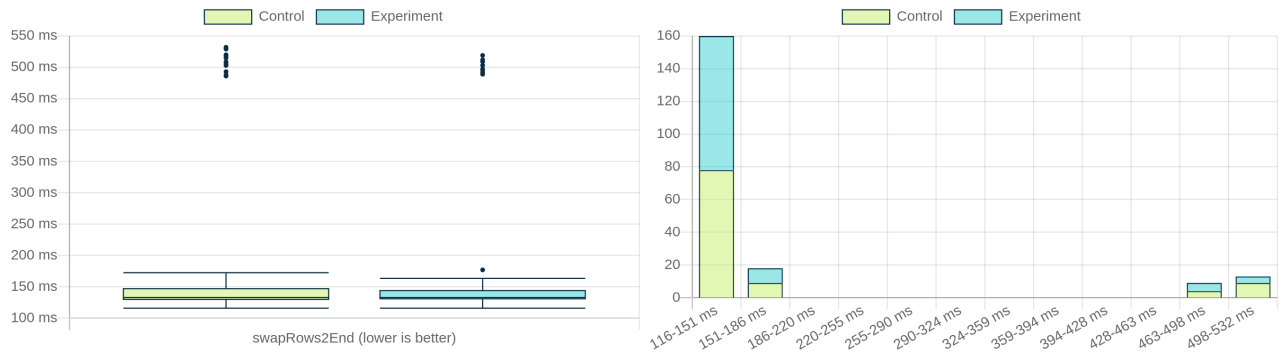
swapRows1End (No/Borderline Difference)

Based on the P-value of this benchmark the evidence for a metric shift is **weak**. TracerBench has determined the results are **not significant**.



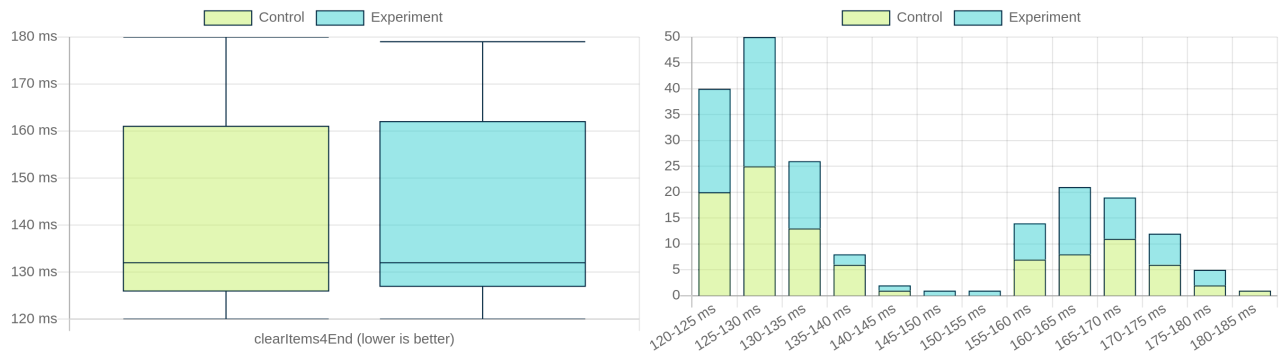
swapRows2End (No/Borderline Difference)

Based on the P-value of this benchmark the evidence for a metric shift is **weak**. TracerBench has determined the results are **not significant**.



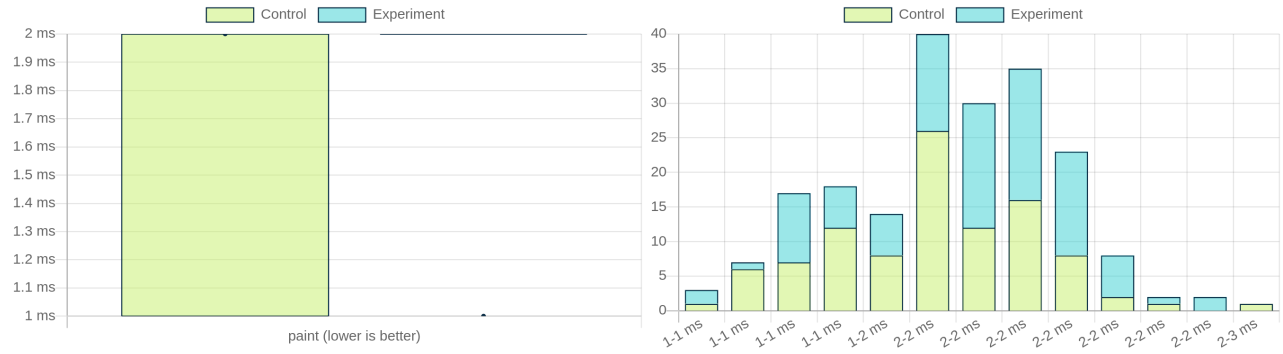
clearItems4End (No/Borderline Difference)

Based on the P-value of this benchmark the evidence for a metric shift is **weak**. TracerBench has determined the results are **not significant**.



paint (No/Borderline Difference)

Based on the P-value of this benchmark the evidence for a metric shift is **very strong**. TracerBench has determined the results are **not significant**.



Resources

- [Stats Primer](#)
 - [Understanding Boxplots](#)
 - [Wilcoxon Rank-Sum Test](#)
-

Configs Used

```
{  
  "tbResultsFolder": "/home/runner/work/glimmer-vm/glimmer-vm/tracerbench-results",  
  "config": "undefined",  
  "isCIEnv": false,  
  "plotTitle": "TracerBench"  
}
```